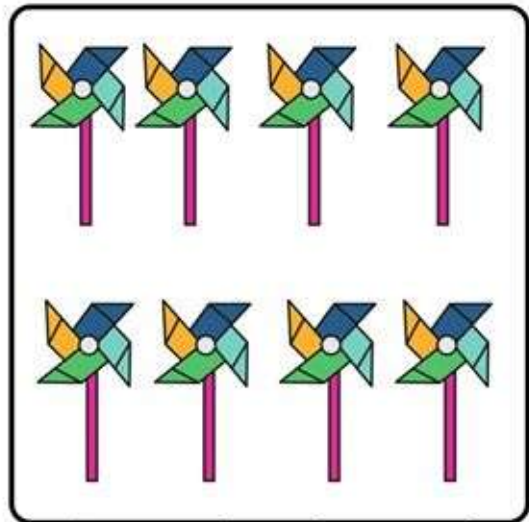


POLICZ I POKOLORUJ ODPOWIEDNIA
CYFERKĘ.



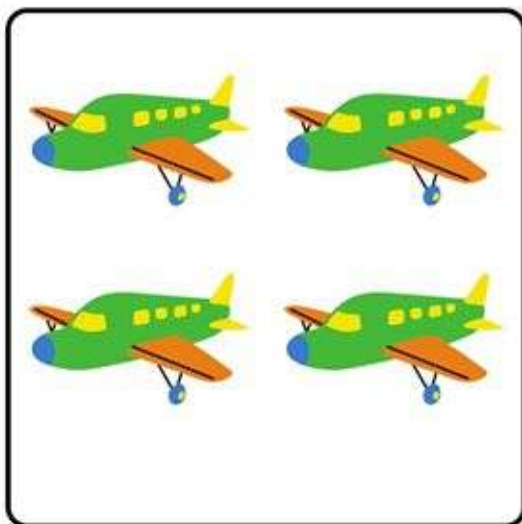
5

4




1

8



8

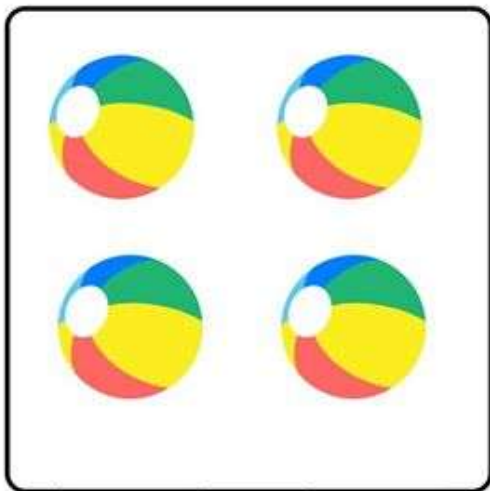
4



6

3

POLICZ I POMALUJ ODPOWIEDNIĄ CYFERKĘ.




1

4




1

5



6

3



2


3






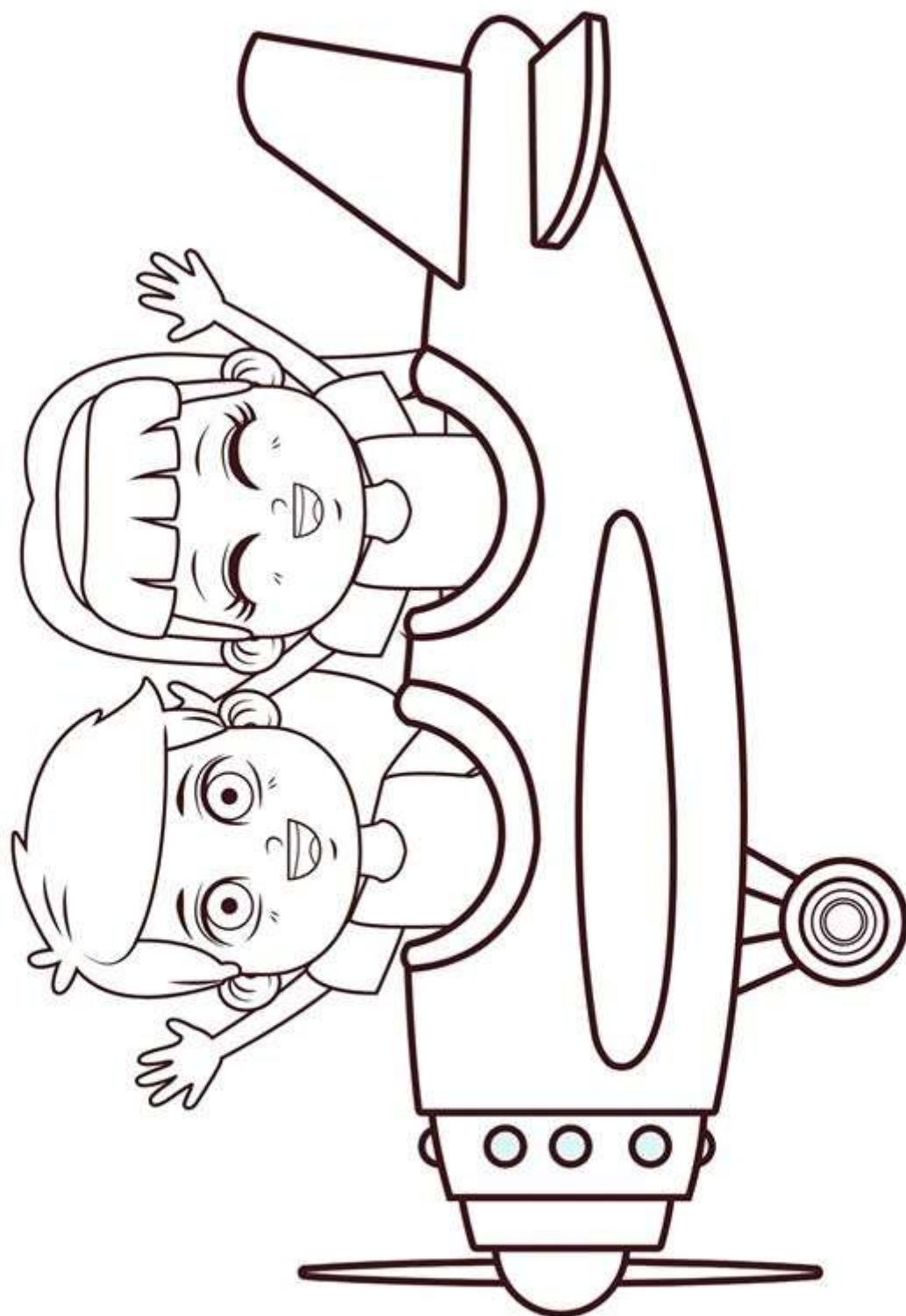
1 CZERWCA
DZIEŃ DZIECKA






MONIKA GRYGLICZA
KREATYWNIE











Pokoloruj, potnij, ułóż i przyklej.






MONIKA GRYLICKA
KREATYWNIE





Popraw po przerywanej linii i pokoloruj.





**NARYSUJ TYLE KRESEK,
ILE WIDZISZ OBRAZKÓW.**



NAZWIJ ZABAWKI.
POKOLORUJ NAJWIĘKSZĄ Z NICH.



OTOCZ PĘTLĄ WSZYSTKIE DZIECI.



OBRAZKI ZGUBIŁY SWOJE POŁÓWKI.
POMÓŻ IM JE ODNALEZĆ.



KAŻDĄ PARĘ POŁĄCZ INNYM KOLOREM.

