







Dopasuj cienie.



Otocz **czerną** pętlą największego rekina,  
a **niebieską** najmniejszego.



Otocz **niebieską** pętlą ryby płynące w lewą stronę,  
a **zieloną** ryby płynące w prawą stronę. Policz je.



**Podziel nazwy na sylaby.**  
**Narysuj tyle kresek, ile jest sylab w danym wyrazie.**



**Pokoloruj pola tych sylab, które tworzą wyrazy pasujące do ilustracji.**




ZA

DU

AN

ME



KIN

AN

EN

RE



RY

BA

AM

NA



AL

WIE

RYB

LO



DEL

PE

ON

FIN





GLO

LI



NY

MA

Policz elementy i narysuj tyle samo kropek na dole kartki.



Połącz małe zwierzęta morskie z ich dużymi odpowiednikami.



Połącz obrazki tak, aby utworzyły całość.

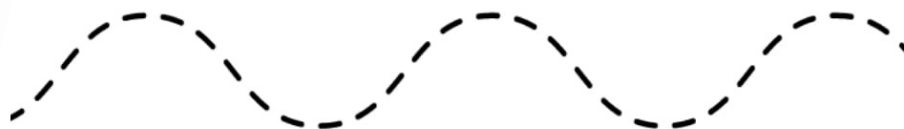







Połącz takie same obrazki.




Rysuj po śladzie.



delfin




konik morski



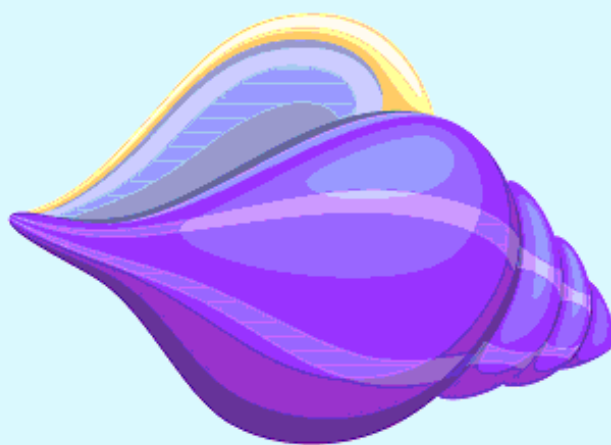

krab



meduza



muszle




ocean






ośmiornica




rafa koralowa




rekin



rozgwiazda



wieloryb



# wodorosty



żółw morski

